




Introductory sub-table (I)(a)

Name of the Company: RICOH INDIA LIMITED			
Scrip Code, Name of the scrip, class of security: 517496, RICOHQ, Equity			
Quarter ended: 31st March 2012			
Partly paid-up shares:-	As a % of total no. of partly paid-up shares	As a % of total no. of shares of the company	
Held by promoter/promoter group	Nil	Nil	
Held by public	Nil	Nil	
Total - D	Nil	Nil	
Outstanding convertible securities:- No: of outstanding securities			
	As a % of total no. of outstanding convertible securities	As a % of total no. of shares of the company, assuming full conversion of the convertible securities	
Held by promoter/promoter group	Nil	Nil	
Held by public	Nil	Nil	
Total - E	Nil	Nil	
Warrants:-			
	No. of warrants	As a % of total no. of warrants	As a % of total no. of shares of the company, assuming full conversion of warrants
Held by promoter/promoter group	Nil	Nil	Nil
Held by public	Nil	Nil	Nil
Total - F	Nil	Nil	Nil
Total paid-up capital of the company, assuming full conversion of warrants and convertible securities (Grand Total (A+B+C)+ D+E+F)			
	39768161		100%




Statement Showing Shareholding Pattern						
Name of the Company :		RICOH INDIA LIMITED				
Serip Code :		517496	Quarter Ended :		31/03/2012	
Category code	Category of Shareholder	Number of Shareholders	Total number of shares	Number of shares held in dematerialized form	Total shareholding as a percentage of total number of shares As a percentage of (A+B) ¹	Shares Pledged or otherwise encumbered Number of shares As a percentage of (A+B+C)
(A)	Shareholding of Promoter and Promoter Group ²					
1	Indian					
(a)	Individuals/ Hindu Undivided Family	0	0	0	0.00	0.00
(b)	Central Government/ State Government(s)	0	0	0	0.00	0.00
(c)	Bodies Corporate	0	0	0	0.00	0.00
(d)	Financial Institutions/ Banks	0	0	0	0.00	0.00
(e)	Any Others (Specify)	0	0	0	0.00	0.00
(e-i)	Trust	0	0	0	0.00	0.00
(e-ii)	Society	0	0	0	0.00	0.00
(e-iii)	Educational Institutions	0	0	0	0.00	0.00
	Sub Total(A)(1)	0	0	0	0.00	0.00
2	Foreign					
a	Individuals (Non-Residents Individuals/ Foreign Individuals)	0	0	0	0.00	0.00
b	Bodies Corporate	2	29270370	18310578	73.60	73.60
c	Institutions	0	0	0	0.00	0.00
d	Any Others (Specify)	0	0	0	0.00	0.00
d-i						
d-ii						
	Sub Total(A)(2)	2	29270370	18310578	73.60	73.60
	Total Shareholding of Promoter and Promoter Group (A) ² = (A)(1)+(A)(2)	2	29270370	18310578	73.60	73.60





Public shareholding										
I	Institutions									
(a)	Mutual Funds/ UTI	2	400	0	0.0010	0.0010	0.0010		N.A.	N.A.
(b)	Financial Institutions/ Banks	6	7900	3000	0.0199	0.0199	0.0199			
(c)	Central Government/ State Government(s)	0	0	0	0.00	0.00	0.00			
(d)	Venture Capital Funds	0	0	0	0.00	0.00	0.00			
(e)	Insurance Companies	1	2400	2400	0.0060	0.0060	0.0060			
(f)	Foreign Institutional Investors	0	0	0	0.00	0.00	0.00			
(g)	Foreign Venture Capital Investors	0	0	0	0.00	0.00	0.00			
(h)	Any Other (specify)	0	0	0	0.00	0.00	0.00			
(h-i)										
(h-ii)										
	Sub-Total (B)(1)	9	10700	5400	0.0269	0.0269	0.0269			
II	Non-Institutions									
(a)	Bodies Corporate	245	1100178	1067620	2.77	2.77	2.77		N.A.	N.A.
(b)	Individuals									
	Individuals -i. Individual shareholders holding nominal share capital up to Rs 1 lakh	14051	6079813	4438120	15.29	15.29	15.29			
	ii. Individual shareholders holding nominal share capital in excess of Rs. 1 lakh.	79	3236692	3236692	8.138	8.138	8.138			
(c)	Any Other (specify)									
(c-i)	Trust & Foundations	1	5288	5288	0.01	0.01	0.01			
(c-ii)	Non Resident Individual	66	65120	63470	0.16	0.16	0.16			
	Foreign Companies	0	0	0	0.00	0.00	0.00			
	OCB	0	0	0	0.00	0.00	0.00			
	Sub-Total (B)(2)	14442	10487091	8811190	26.37	26.37	26.37			
(B)	Total Public Shareholding (B)= (B)(I)+(B)(2)	14451	10497791	8816590	26.39	26.39	26.39			
	TOTAL (A)+(B)	14453	39768161	27127168	100	100	100			

(C)	Shares held by Custodians and against which Depository Receipts have been issued							
1	Promoter and Promoter Group	0	0	0	0	0	0	0.00
2	Public	0	0	0	0	0	0	0.00
	GRAND TOTAL (A)+(B)+(C)	14453	39768161	27127168	100	100.00		




5

(3)(b) Statement showing holding of Securities (including Shares, Warrants, Convertible Securities) of persons belonging to the category 'Promoter and Promoter Group'

Sr. No	Name of the Shareholder	Details of Shares held		Encumbered Shares (*)		Details of Warrants		Details of Convertible Securities		Total Shares (including underlying shares assuming full conversion of warrants and convertible securities) as a % of diluted share capital
		No. of Shares held (III)	As a % of grand total (A) + (B) + (C) (IV)	No. (V)	As a % of grand total (A)+(B)+(C) of sub-clause (I)(a) (VII)	Number of warrants held (VIII)	As a % total number of warrants of the same class (IX)	Number of convertible securities held (X)	As a % total number of convertible securities of the same class (XI)	
1	RICOH COMPANY LIMITED	18310578	46.04	0	0	0	0	0	0	0
2	NRG GROUP PLC.	10959792	27.56	0	0	0	0	0	0	0
	TOTAL	29270370	73.6	0	0	0	0	0	0	0


(*) The term "encumbrance" has the same meaning as assigned to it in regulation 28(3) of the SAST Regulations, 2011



5


(1)(c)(ii) Statement showing holding of Securities (including Shares, Warrants, Convertible Securities) of persons (together with PAC) belonging to the category "Public" and holding more than 5% of the total number of shares of the Company

Sr.No	Name(s) of the Shareholder(s) and the Persons Acting in Concert (PAC) with them	Number of Shares	Shares as a percentage of total number of shares (i.e., Grand Total (A)+(B)+(C) indicated in Statement at para 1(i)(a) above)	Details of Warrants		Details of Convertible Securities		Total Shares (including underlying shares assuming full conversion of warrants and convertible securities) as a % of diluted share capital
				Number of Warrants		% w.r.t total number of convertible securities of the same class		
				As a % total number of warrants of the same class	Number of convertible securities	Number of convertible securities	% w.r.t total number of convertible securities of the same class	
	NIL	NIL	NIL	NIL	NIL	NIL	NIL	NIL



(I)(d) Statement showing details of locked-in shares

Sr. No.	Name of the shareholder	Number of locked-in shares	Locked-in shares as a percentage of total number of shares (i.e., Grand Total (A)+(B)+(C) indicated in Statement at para (I)(a) above)
1	NIL	Nil	Nil
2			
3			
4			
5			
6			
7			
8			
9			
TOTAL		Nil	Nil



8

(II)(a) Statement showing details of Depository Receipts (DRs)

Sr. No.	Type of outstanding DR (ADRs, GDRs, SDRs, etc.)	Number of outstanding DRs	Number of shares underlying outstanding DRs	Shares underlying outstanding DRs as a percentage of total number of shares (i.e., Grand Total (A)+(B)+(C) indicated in Statement at para (I)(a) above)
1	NIL	NIL	Nil	Nil
2				
3				
4				
5				
6				
7				
8				
9				
TOTAL		NIL	Nil	Nil



9

(II)(b) Statement showing Holding of Depository Receipts (DRs), where underlying shares held by 'Promoter/Promoter Group' are in excess of 1% of the total number of shares

Sr. No.	Name of the DR Holder	Type of outstanding DR (ADRs, GDRs, SDRs, etc.)	Number of shares underlying outstanding DRs	Shares underlying outstanding DRs as a percentage of total number of shares (i.e., Grand Total (A)+(B)+(C) indicated in Statement at para (I)(a) above)
1	NIL	NIL	Nil	NIL
2				
3				
4				
5				
6				
7				
8				
9				
TOTAL		NIL	Nil	NIL



10

(III)(a) Statement Showing the Pattern of Shareholders, if more than one class of Shares/Securities is issued by the Issuer.

Sr. No	Category of Shareholder	Number of Voting Rights held in each class of Securities			Total Voting Rights (III+IV+V)	Total Voting Rights i.e (VI)	
		Class X	Class Y	Class Z		As a % of (A+B)	As a % of (A+B+C)
	NA	NA	NA	NA	NA	NA	NA

11

