

Introductory sub-table (I)(a)

Name of the Company: RICOH INDIA LIMITED			
Scrip Code, Name of the scrip, class of security: 517496, RICOHQ, Equity			
Quarter ended: 31st March 2014			
Partly paid-up shares:-	No. of partly paid-up shares	As a % of total no. of partly paid-up shares	As a % of total no. of shares of the company
Held by promoter/promoter group	Nil	Nil	Nil
Held by public	Nil	Nil	Nil
Total - D	Nil	Nil	Nil
Outstanding convertible securities: No. of outstanding securities			
		As a % of total no. of outstanding convertible securities	As a % of total no. of shares of the company, assuming full conversion of the convertible securities
Held by promoter/promoter group	Nil	Nil	Nil
Held by public	Nil	Nil	Nil
Total - E	Nil	Nil	Nil
Warrants:-			
		As a % of total no. of warrants	As a % of total no. of shares of the company, assuming full conversion of warrants
Held by promoter/promoter group	Nil	Nil	Nil
Held by public	Nil	Nil	Nil
Total - F	Nil	Nil	Nil
Total paid-up capital of the company, assuming full conversion of warrants and convertible securities (Grand Total (A+B+C)+ D+E+F)			
		39768161	100%






Statement Showing Shareholding Pattern							
Table (I)(a)							
Name of the Company : RICOH INDIA LIMITED							
Scrip Code : 517496							
Quarter Ended : 31/03/2014							
Category code	Category of Shareholder	Number of Shareholders	Total number of shares	Number of shares held in dematerialized form	Total shareholding as a percentage of total number of (A+B) ¹	As a percentage of (A+B+C)	Shares Pledged or otherwise encumbered
(A)	Shareholding of Promoter and Promoter Group ²						
1	Indian						
(a)	Individuals/ Hindu Undivided Family	0	0	0	0.00	0.00	0
(b)	Central Government/ State Government(s)	0	0	0	0.00	0.00	0
(c)	Bodies Corporate	0	0	0	0.00	0.00	0
(d)	Financial Institutions/ Banks	0	0	0	0.00	0.00	0
(e)	Any Others(Specify)	0	0	0	0.00	0.00	0
(e-i)	Trust	0	0	0	0.00	0.00	0
(e-ii)	Society	0	0	0	0.00	0.00	0
(e-iii)	Educational Institutions	0	0	0	0.00	0.00	0
	Sub Total(A)(1)	0	0	0	0.00	0.00	0
2	Foreign						
a	Individuals (Non-Residents Individuals/ Foreign Individuals)						
b	Bodies Corporate	0	0	0	0.00	0.00	0
c	Institutions	2	29270370	29270370	73.60	73.60	0
d	Qualified Foreign Investor	0	0	0	0.00	0.00	0
e	Any Others(Specify)	0	0	0	0.00	0.00	0
e-i		0	0	0	0.00	0.00	0
	Sub Total(A)(2)	2	29270370	29270370	73.60	73.60	0
	Total Shareholding of Promoter and Promoter Group (A) ² = (A)(1)+(A)(2)	2	29270370	29270370	73.60	73.60	0



(B)	Public Shareholding													
I	Institutions													
(a)	Mutual Funds/ UTI			700	300	0.00	0.00	0.00						
(b)	Financial Institutions / Banks	4	5800		900	0.01	0.01							
(c)	Central Government/ State Government(s)	0	0	0	0	0.00	0.00	0.00						
(d)	Venture Capital Funds	0	0	0	0	0.00	0.00	0.00						
(e)	Insurance Companies	1	2400		2400	0.0060	0.0060	0.0060						
(f)	Foreign Institutional Investors	0	0		0	0.00	0.00	0.00						
(g)	Foreign Venture Capital Investors	0	0		0	0.00	0.00	0.00						
(h)	Qualified Foreign Investor	0	0		0	0.00	0.00	0.00						
(i)	Any Other (specify)	0	0		0	0.00	0.00	0.00						
(i-ii)														
	Sub-Total (B)(1)	8	8900		3600	0.02	0.02	0.0224						
B.2	Non-Institutions													
(a)	Bodies Corporate	260	2434245		2404787	6.12	6.12							N.A.
(b)	Individuals													
	Individuals -i. Individual shareholders holding nominal share capital up to Rs 1 lakh	11303	4537136		3048760	11.41	11.41							
	ii. Individual shareholders holding nominal share capital in excess of Rs. 1 lakh.	88	3268190		3268190	8.218	8.218							
(c)	Qualified Foreign Investor													
		0	0		0	0	0	0						
(d)	Any Other (specify)													
(d-i)	Trust & Foundations	0	0		0	0.00	0.00	0.00						
(d-ii)	Cooperative Societies	0	0		0	0.00	0.00	0.00						
(d-iii)	Educational Institutions	0	0		0	0.00	0.00	0.00						
(d-ii)	Non Resident Individual	49	249320		247959	0.63	0.63	0.63						
	Foreign Companies	0	0		0	0.00	0.00	0.00						
	OCS	0	0		0	0.00	0.00	0.00						
	Sub-Total (B)(2)	11700	10488891		8969696	26.38	26.38	26.38						
(B)	Total Public Shareholding (B)= (B)(1)+(B)(2)	11708	10497791		8973296	26.40	26.40	26.40						
	TOTAL (A)+(B)	11710	39768161		38243666	100	100	100						

(C)	Shares held by Custodians and against which Depository Receipts have been issued	0	0	0	0	0.00	0.00	0.00	N/A	N/A
1	Promoter and Promoter Group									
2	Public									
	Sub-Total (C)									
	GRAND TOTAL (A)+(B)+(C)	11710	39768161	38243666	100.00	100			N/A	N/A



(1)(b) Statement showing holding of Securities (including Shares, Warrants, Convertible Securities) of persons belonging to the category "Promoter and Promoter Group"


Sr.No	Name of the Shareholder	Details of Shares held		Encumbered Shares (*)		Details of Warrants		Details of Convertible Securities		Total Shares (including underlying shares assuming full conversion of warrants and convertible securities) as a % of diluted share capital
		No. of Shares held (III)	As a % of grand total (A) + (B) + (C) (IV)	As a % of grand total (A)+(B)+(C) of sub-clause (i)(a) (VII)	As a Percentage (VI)=(V) / (III)* 100 (VIII)	Number of warrants held (VIII)	As a % total number of warrants of the same class (IX)	Number of convertible securities held (X)	As a % total number of convertible securities of the same class (XI)	
1	RICOH COMPANY LIMITED	18310578	46.04	0	0	0	0	0	0	0
2	NRG GROUP LIMITED (formerly NRG Group PLC)	10959792	27.56	0	0	0	0	0	0	0
	TOTAL	29270370	73.6	0	0	0	0	0	0	0

(*) The term "encumbrance" has the same meaning as assigned to it in regulation 28(3) of the SAST Regulations, 2011



(1)(c)(i) Statement showing holding of Securities (including Shares, Warrants, Convertible Securities) of persons belonging to the category "Public" and holding more than 1% of the total number of shares


Sr.No	Name of the Shareholder	Number of Shares held	Shares as a percentage of total number of shares (i.e., Grand Total (A)+(B)+(C) indicated in Statement at para (1)(a) above)	Details of Warrants		Details of Convertible Securities		Total Shares (including underlying shares assuming full conversion of warrants and convertible securities) as a % of diluted share capital
				Number of Warrants held	As a % total number of warrants of the same class	Number of convertible securities	% w.r.t total number of convertible securities of the same class	
1	Globe Capital Market Ltd	731992	1.84	NII	NII	NII	NII	NII
	TOTAL	731992	1.84	NII	NII	NII	NII	NII



(1)(c)(ii) Statement showing holding of Securities (including Shares, Warrants, Convertible Securities) of persons (together with PAC) belonging to the category "Public" and holding more than 5% of the total number of shares of the Company


Sr.No	Name(s) of the Shareholder(s) and the Persons Acting in Concert (PAC) with them	Number of Shares	Shares as a percentage of total number of shares (i.e., Grand Total (A)+(B)+(C) indicated in Statement at para (1)(a) above)	Details of Warrants		Details of Convertible Securities		Total Shares (including underlying shares assuming full conversion of warrants and convertible securities) as a % of diluted share capital
				Number of Warrants, As a % total number of warrants of the same class	Number of convertible securities	% w.r.t total number of convertible securities of the same class		
	NIL	NIL	NIL	NIL	NIL	NIL	NIL	NIL





(II)(a) Statement showing details of Depository Receipts (DRs).

Sr. No.	Type of outstanding DR (ADRs, GDRs, SDRs, etc.)	Number of outstanding DRs	Number of shares underlying outstanding DRs	Shares underlying outstanding DRs as a percentage of total number of shares {i.e., Grand Total (A)+(B)+(C) indicated in Statement at para (I)(a) above}
1	NIL	NIL	NIL	NIL
2				
3				
4				
5				
6				
7				
8				
9				
TOTAL		NIL	NIL	NIL



(II)(b) Statement showing Holding of Depository Receipts (DRs), where underlying shares are in excess of 1% of the total number of shares

Sr. No.	Name of the DR Holder	Type of outstanding DR (ADRs, GDRs, SDRs, etc.)	Number of shares underlying outstanding DRs	Shares underlying outstanding DRs as a percentage of total number of shares {i.e., Grand Total (A)+(B)+(C) indicated in Statement at para (I)(a) above}
1	NIL			
2		NIL	Nil	NIL
3				
4				
5				
6				
7				
8				
9				
TOTAL		NIL	Nil	NIL



(III) (a) Statement Showing the voting Pattern of Shareholders, if more than one class of Shares/Securities is issued by the issuer							
Category code	Category of Shareholder	Number of Voting Rights held in each class of Securities			Total Voting Rights (III+IV+V)	Total Voting Rights i.e.(VI) As a percentage of (A+B)	As a percentage of (A+B+C)
		Class X	Class Y	Class Z			
(I)	(II)	(III)	(IV)	(V)	(VI)	(VII)	(VIII)
(A)	Shareholding of Promoter and Promoter Group						
1	Indian						
(a)	Individuals/ Hindu Undivided Family	0	0	0	0.00	0	0.00
(b)	Central Government/ State Government(s)	0	0	0	0.00	0	0.00
(c)	Bodies Corporate	0	0	0	0.00	0	0.00
(d)	Financial Institutions/ Banks	0	0	0	0.00	0	0.00
(e)	Any Others(Specify)						
(e-i)	Trust	0	0	0	0.00	0	0.00
(e-ii)	Society	0	0	0	0.00	0	0.00
(e-iii)	Educational Institutions	0	0	0	0.00	0	0.00
	Sub Total(A)(1)	0	0	0	0.00	0	0.00
2	Foreign						
a	Individuals (Non-Residents Individuals/ Foreign Individuals)						
b	Bodies Corporate	0	0	0	0.00	0	0.00
c	Institutions	0	0	0	0.00	0	0.00
d	Qualified Foreign Investor	0	0	0	0.00	0	0.00
e	Any Others(Specify)						
c-1		0	0	0	0.00	0	0.00
	Sub Total(A)(2)	0	0	0	0.00	0	0.00
	Total Shareholding of Promoter and Promoter Group (A)= (A)(1)+(A)(2)	0	0	0	0.00	0	0.00



(C)	Shares held by Custodians and against which Depository Receipts have been issued								
1	Promoter and Promoter Group	0	0	0	0	0.00	0	0	0
2	Public	0	0	0	0	0.00	0	0	0
	Sub-Total (C)					0.00			
	GRAND TOTAL (A)+(B)+(C)	0	0	0	0	0.00	0	0	0