




Introductory sub-table (I)(a)

Name of the Company: RICOH INDIA LIMITED			
Scrip Code, Name of the scrip, class of security: 517496, RICOHQ, Equity			
Quarter ended: 30th March 2013			
Partly paid-up shares:-	No. of partly paid-up shares	As a % of total no. of partly paid-up shares	As a % of total no. of shares of the company
Held by promoter/promoter group	Nil	Nil	Nil
Held by public	Nil	Nil	Nil
Total - D	Nil	Nil	Nil
As a % of total no. of shares of the company, assuming full conversion of the convertible securities			
Outstanding convertible securities: No. of outstanding securities	No. of outstanding convertible securities	As a % of total no. of outstanding convertible securities	As a % of total no. of shares of the company, assuming full conversion of the convertible securities
Held by promoter/promoter group	Nil	Nil	Nil
Held by public	Nil	Nil	Nil
Total - E	Nil	Nil	Nil
As a % of total no. of shares of the company, assuming full conversion of warrants			
Warrants:-	No. of warrants	As a % of total no. of warrants	As a % of total no. of shares of the company, assuming full conversion of warrants
Held by promoter/promoter group	Nil	Nil	Nil
Held by public	Nil	Nil	Nil
Total - F	Nil	Nil	Nil
Total paid-up capital of the company, assuming full conversion of warrants and convertible securities (Grand Total (A+B+C)+ D+E+F)			
	39768161		100%





Statement Showing Shareholding Pattern						
Name of the Company :		RICOH INDIA LIMITED				
Scrip Code :		517496				
Quarter Ended :		30/03/2013				
Category code	Category of Shareholder	Number of Shareholders	Total number of shares	Number of shares held in dematerialized form	Total shareholding as a percentage of total number of (A+B+C)	Shares Pledged or otherwise encumbered As a percentage
(A)	Shareholding of Promoter and Promoter Group ²					
I	Indian.					
(a)	Individuals/ Hindu Undivided Family	0	0	0	0.00	0
(b)	Central Government/ State Government(s)	0	0	0	0.00	0
(c)	Bodies Corporate	0	0	0	0.00	0
(d)	Financial Institutions/ Banks	0	0	0	0.00	0
(e)	Any Others(Specify)	0	0	0	0.00	0
(e-i)	Trust	0	0	0	0.00	0
(e-ii)	Society	0	0	0	0.00	0
(e-iii)	Educational Institutions	0	0	0	0.00	0
	Sub Total(A)(1)	0	0	0	0.00	0
2	Foreign					
a	Individuals (Non-Residents Individuals/ Foreign Individuals)					
b	Bodies Corporate	0	0	0	0.00	0
c	Institutions	2	29270370	29270370	73.60	0
d	Qualified Foreign Investor	0	0	0	0.00	0
e	Any Others(Specify)	0	0	0	0.00	0
e-i						
	Sub Total(A)(2)	2	29270370	29270370	73.60	0
	Total Shareholding of Promoter and Promoter Group (A)= (A)(1)+(A)(2)	2	29270370	29270370	73.60	0



Public shareholding										
(B)										
I	Institutions								N.A.	N.A.
(a)	Mutual Funds/ UTI	3	700	300			0.00	0.00		
(b)	Financial Institutions/ Banks	4	5800	900			0.01	0.01		
(c)	Central Government/ State Government(s)	0	0	0			0.00	0.00		
(d)	Venture Capital Funds	0	0	0			0.00	0.00		
(e)	Insurance Companies	1	2400	2400			0.0060	0.0060		
(f)	Foreign Institutional Investors	0	0	0			0.00	0.00		
(g)	Foreign Venture Capital Investors	0	0	0			0.00	0.00		
(h)	Qualified Foreign Investor	0	0	0			0.00	0.00		
(i)	Any Other (specify)	0	0	0			0.00	0.00		
	Sub-Total (B)(I)	8	8900	3600			0.02	0.0224		
B 2	Non-Institutions									
(a)	Bodies Corporate	236	2234104	2201646			5.62	5.62		N.A.
(b)	Individuals									
	Individuals -i. Individual shareholders holding nominal share capital up to Rs 1 lakh	12199	4964323	3418234			12.48	12.48		
	ii. Individual shareholders holding nominal share capital in excess of Rs. 1 lakh.	80	3079834	3079834			7.74	7.74		
(c)	Qualified Foreign Investor	0	0	0			0	0		
(d)	Any Other (specify)									
(d-i)	Trust & Foundations	1	500	500			0.00	0.00		
(d-ii)	Cooperative Societies	0	0	0			0.00	0.00		
(d-iii)	Educational Institutions	0	0	0			0.00	0.00		
(d-iv)	Non Resident Individual Foreign Companies	51	210130	208769			0.53	0.53		
	OCB	0	0	0			0.00	0.00		
	Sub-Total (B)(2)	12567	10488891	8908983			26.38	26.38		
(B)	Total Public Shareholding (B)= (B)(I)+(B)(2)	12575	10497791	8912583			26.40	26.40		
	TOTAL (A)+(B)	12577	39768161	38182953			100	100		


(C)	Shares held by Custodians and against which Depository Receipts have been issued													
1	Promoter and Promoter Group	0	0	0	0	0	0.00	0.00	0.00	0.00				
2	Public	0	0	0	0	0	0.00	0.00	0.00	0.00				
	Sub-Total (C)													
	GRAND TOTAL (A)+(B)+(C)	12577	39768161	38182953	100.00	100								N.A.
														N.A.



(1)(b) Statement showing holding of Securities (including Shares, Warrants, Convertible Securities) of persons belonging to the category "Promoter and Promoter Group"


Sr.No	Name of the Shareholder	Details of Shares held		Encumbered Shares (*)		Details of Warrants		Details of Convertible Securities		Total Shares (including underlying shares assuming full conversion of warrants and convertible securities) as a % of diluted share capital
		No. of Shares held (iii)	As a % of grand total (A) + (B) + (C) (iv)	As a Percentage (VI) = (V) / (iii) * 100 (vii)(a)	As a % of grand total (A) + (B) + (C) of sub-clause (i)(a) (vii)(b)	Number of warrants held (viii)	As a % total number of warrants of the same class (ix)	Number of convertible securities held (x)	As a % total number of convertible securities of the same class (xi)	
1	RICOH COMPANY LIMITED	18310578	46.04	0	0	0	0	0	0	0
2	NRG GROUP LIMITED (Formerly NRG Group PLC)	10959792	27.56	0	0	0	0	0	0	0
	TOTAL	29270370	73.6	0	0	0	0	0	0	0

(*) The term "encumbrance" has the same meaning as assigned to it in regulation 28(3) of the SAST Regulations, 2011




(1)(c)(i) Statement showing holding of Securities (including Shares, Warrants, Convertible Securities) of persons belonging to the category "Public" and holding more than 1% of the total number of shares

Sr.No	Name of the Shareholder	Number of Shares held	Shares as a percentage of total number of shares (i.e., Grand Total (A)+(B)+(C) indicated in Statement at para (1)(a) above)	Details of Warrants		Details of Convertible Securities		Total Shares (including underlying shares assuming full conversion of warrants and convertible securities) as a % of diluted share capital
				Number of Warrants held	As a % total number of warrants of the same class	Number of convertible securities	% w.r.t total number of convertible securities of the same class	
1	Globe Capital Market Ltd	620287	1.559	Nil	Nil	Nil	Nil	Nil
	TOTAL	620287	1.559	Nil	Nil	Nil	Nil	Nil




(1)(c)(ii) Statement showing holding of Securities (including Shares, Warrants, Convertible Securities) of persons (together with PAC) belonging to the category "Public" and holding more than 5% of the total number of shares of the Company

Sr.No	Name(s) of the Shareholder(s) and the Persons Acting in Concert (PAC) with them	Number of Shares	Shares as a percentage of total number of shares (i.e., Grand Total (A)+(B)+(C) Indicated in Statement at para (1)(a) above)	Details of Warrants		Details of Convertible Securities		Total Shares (including underlying shares assuming full conversion of warrants and convertible securities) as a % of diluted share capital
				Number of Warrants	As a % total number of warrants of the same class	Number of convertible security	% w.r.t total number of convertible securities of the same class	
	NIL	NIL	NIL	NIL	NIL	NIL	NIL	NIL



(Dd) Statement showing details of Locked-in Shares				
S.No	Name of the Shareholder	Number of Locked-in Shares	Locked in Shares as a percentage of Total Number of Shares (i.e Grand Total (A)+(B)+(C) indicated in Statement at Para (I)(a) above)	Promoter/Promoter Group/Public
1	Nil	Nil	Nil	Nil
		Nil	Nil	Nil



(D)(a) Statement showing details of Depository Receipts (DRs)


Sr. No.	Type of outstanding DR (ADRs, GDRs, SDRs, etc.)	Number of outstanding DRs	Number of shares underlying outstanding DRs	Shares underlying outstanding DRs as a percentage of total number of shares {i.e., Grand Total (A)+(B)+(C) indicated in Statement at para (D)(a) above}
1	NIL	NIL	NIL	Nil
2				
3				
4				
5				
6				
7				
8				
9				
TOTAL		NIL	Nil	Nil




(II)(b) Statement showing Holding of Depository Receipts (DRs), where underlying shares held by 'Promoter/Promoter Group' are in excess of 1% of the total number of shares

Sr. No.	Name of the DR Holder	Type of outstanding DR (ADRs, GDRs, SDRs, etc.)	Number of shares underlying outstanding DRs	Shares underlying outstanding DRs as a percentage of total number of shares {i.e., Grand Total (A)+(B)+(C) indicated in Statement at para (I)(a) above}
1	NIL	NIL	Nil	NIL
2				
3				
4				
5				
6				
7				
8				
9				
TOTAL		NIL	Nil	NIL






(III) (a) Statement Showing the voting Pattern of Shareholders, if more than one class of Shares/securities is issued by the issuer							
Category code	Category of Shareholder	Number of Voting Rights held in each class of Securities			Total Voting Rights (III+IV+V)	Total Voting Rights i.e.(VI)	
		Class X	Class Y	Class Z		As a percentage of (A+B)	As a percentage of (A+B+C)
	(II)	(III)	(IV)	(V)	(VI)	(VII)	(VIII)
	Shareholding of Promoter and Promoter Group						
1	Indian						
(a)	Individuals/ Hindu Undivided Family	0	0	0	0.00	0	0.00
(b)	Central Government/ State Government(s)	0	0	0	0.00	0	0.00
(c)	Bodies Corporate	0	0	0	0.00	0	0.00
(d)	Financial Institutions/ Banks	0	0	0	0.00	0	0.00
(e)	Any Others(Specify)						
(e-i)	Trust	0	0	0	0.00	0	0.00
(e-ii)	Society	0	0	0	0.00	0	0.00
(e-iii)	Educational Institutions	0	0	0	0.00	0	0.00
	Sub Total(A)(1)	0	0	0	0.00	0	0.00
2	Foreign						
a	Individuals (Non-Residents Individuals/ Foreign Individuals)						
b	Bodies Corporate	0	0	0	0.00	0	0.00
c	Institutions	0	0	0	0.00	0	0.00
d	Qualified Foreign Investor	0	0	0	0.00	0	0.00
e	Any Others(Specify)						
e-i							
	Sub Total(A)(2)	0	0	0	0.00	0	0.00
	Total Shareholding of Promoter and Promoter Group (A)= (A)(1)+(A)(2)	0	0	0	0.00	0	0.00



(B)	Public shareholding								
I	Institutions	0	0	0	0	0	0	0	0
(a)	Mutual Funds/ UTI	0	0	0	0	0	0	0.00	0
(b)	Financial Institutions / Banks	0	0	0	0	0	0	0.00	0
(c)	Central Government/ State Government(s)	0	0	0	0	0	0	0.00	
(d)	Venture Capital Funds	0	0	0	0	0	0	0.00	
(e)	Insurance Companies	0	0	0	0	0	0	0.00	
(f)	Foreign Institutional Investors	0	0	0	0	0	0	0.00	
(g)	Foreign Venture Capital Investors	0	0	0	0	0	0	0.00	
(h)	Qualified Foreign Investor	0	0	0	0	0	0	0.00	
(i)	Any Other (specify)	0	0	0	0	0	0	0.00	
(i-ii)									
	Sub-Total (B)(1)	0	0	0	0	0	0	0.00	
E 2	Non-Institutions								
(a)	Bodies Corporate	0	0	0	0	0	0	0.00	N.A.
(b)	Individuals								N.A.
	Individuals -i. Individual shareholders holding nominal share capital up to Rs. 1 lakh	0	0	0	0	0	0	0.00	
II	ii. Individual shareholders holding nominal share capital in excess of Rs. 1 lakh.	-	0	0	0	0	0	0	
(c)	Qualified Foreign Investor								
(d)	Any Other (specify)	0	0	0	0	0	0	0	
(d-i)	Trust & Foundations	0	0	0	0	0	0	0.00	
d-ii	Cooperative Societies	0	0	0	0	0	0	0.00	
d-iii	Educational Institutions	0	0	0	0	0	0	0.00	
(d-ii)	Non Resident Individual	0	0	0	0	0	0	0.00	
	Foreign Companies	0	0	0	0	0	0	0.00	
	OCB	0	0	0	0	0	0	0.00	
	Sub-Total (B)(2)	0	0	0	0	0	0	0.00	
(B)	Total Public Shareholding (B)= (B)(1)+(B)(2)	0	0	0	0	0	0	0.00	
	TOTAL (A)+(B)	0	0	0	0	0	0	0.00	0



(C)	Shares held by Custodians and against which Depository Receipts have been issued								
1	Promoter and Promoter Group	0	0	0	0	0.00	0	0	0
2	Public	0	0	0	0	0.00			
	Sub-Total (C)					0.00			
	GRAND TOTAL (A)+(B)+(C)	0	0	0	0	0.00	0	0	0