

# Integrated Cloud Environment

Ricoh's Cloud Solution











**Ricoh's Integrated Cloud Environment** lets you power up your Ricoh Multi Function Printer (MFP) with powerful scanning, OCR file conversion and document delivery as cloud services.

# 14 Free Connectors

Many cloud services are available for business productivity, cloud storage, collaboration and CRM. The Integrated Cloud Environment includes built-in connections that let you scan directly to these popular applications. You can save steps by scanning documents into the applications you use right from the MFP.

## Scan to:



Ricoh's Integrated Cloud Environment ("ICE") makes document scanning & routing easier. Its powerful OCR engine converts your scanned documents into editable files and lets you send them to email or directly to your favorite cloud services -- for access to your documents whenever you are on the go.



## Scan to Email



Scan to Email lets you send a scanned document as an attachment to any email address. The OCR and file conversion are managed in the cloud, where your scanned image data is converted to a searchable file format. An intuitive user interface and easy settings (such as registered users, color, duplex and file type) make for simple operation. Scan to Email uses 128-bit encrypted transmission.

## Scan to OCR

Ricoh ICE turns your scanned paper documents into Searchable PDF, Word or Excel files. Your Ricoh MFP is OCR capable with Ricoh ICE!



## Reduce the typing burden

Typing up a whole paper document can be a lengthy task. Scanning to Ricoh ICE makes it easy to convert paper documents into editable file formats, such as searchable PDFs, Word or Excel files.

## Make it searchable and go right where you want in the document

It can be challenging to find the area you want in a lengthy document. Ricoh ICE converts your scanned documents into searchable formats, so it will be easier to search, edit, and process later.

The Integrated Cloud Environment unlocks new productivity-enhancing capabilities from your MFP without the technical hassle and cost of on-premises solutions. Services are easy to turn on and add or change with your needs.

## No IT Services Required

		√
	On-Premise	Cloud Service
<b>Operating Environment</b>	Server cost System integration Space/Noise/Electricity	No server or system integration needed Application is hosted and ready to use
<b>Software Maintenance</b>	Software updates/virus concerns License management	No maintenance needed Software updates & licenses included
<b>Acquisition</b>	Capitalization	No IT capitalization needed Hosted, on-demand application

## Ideal for Mobile Users

The Integrated Cloud Environment is ideal for mobile professionals and people on the go. The ability to scan and send documents from the MFP to your mobile device, storage location and a variety of other cloud-based applications gives mobile workers the productivity they need with the flexibility they want.


## Your Key to Process Automation

Integrated Cloud Environment features enterprise class OCR as one of its standard features. This allows each document that is scanned to be turned into a digital document with completely searchable text and meta data included to identify the documents and facilitate search, retrieval and time saving document processes.

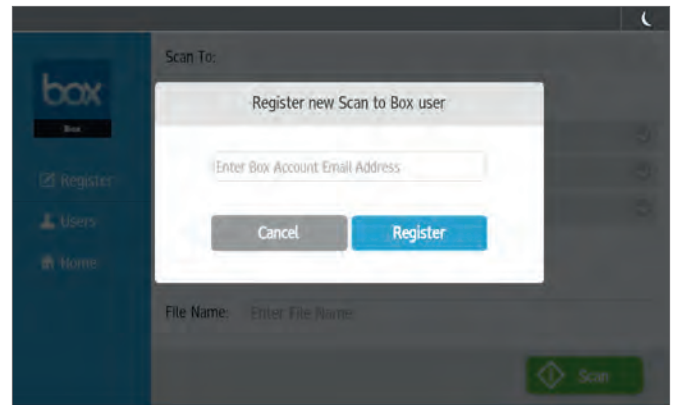
## 128-bit SSL Encryption

Integrated Cloud Environment provides 128-bit encryption of documents during the scanning process. Ricoh's Integrated Cloud Environment is within a SSAE16 compliant facility.

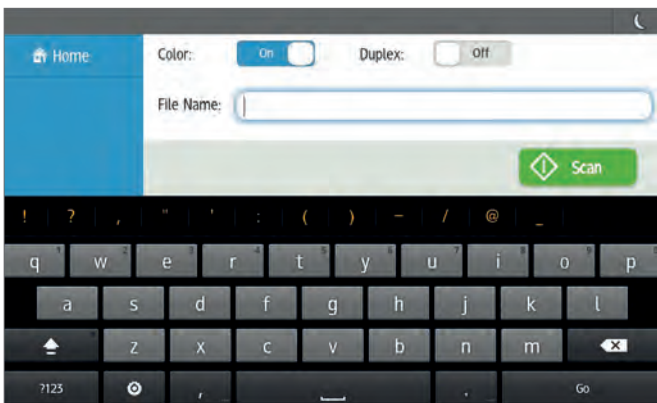
You can access the Integrated Cloud Environment from the touch screen panel of the MFP. The simple, easy to use interface has large graphical buttons for easy navigation. Only services that have been activated will appear. As new services are added they automatically appear in the Integrated Cloud Environment menu displayed on the MFP.



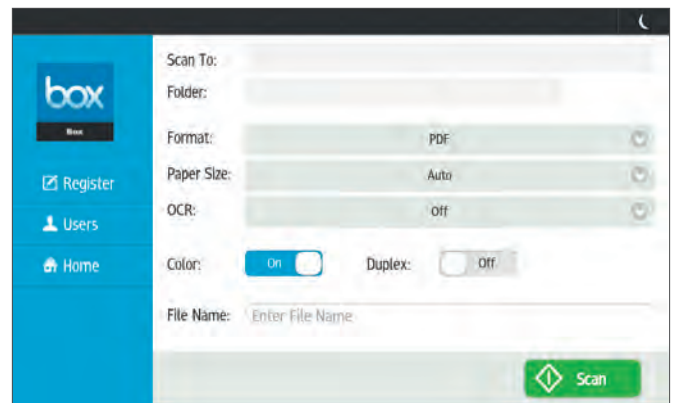
Integrated Cloud Environment main screen showing the subscribed services



Login to your account from the MFP's touch screen display



Soft keyboard right at the MFP for easy text entry



Easy scanning settings at the MFP including: color, duplex and file type



URL: <https://www.minosha.in>

---

**MINOSHA INDIA LIMITED (Formerly Ricoh India Limited)**

CORPORATE OFFICE: 7th & 11th Floor, Tower 'B', Windsor IT Park, A-1, Sector 125, Expressway,  
Gautam Budh Nagar, Noida, Uttar Pradesh - 201301

Tel: (0120) 4582900, Service toll free number : 1800 103 0066 & 1800 116 600, Email: [ril.info@minosha.in](mailto:ril.info@minosha.in)

REGISTERED OFFICE: Unit No. 1132, 3rd Floor, Building No. 11, Solitaire Corporate Park, Andheri Ghatkopar  
Link Road, Chakala, Andheri East, Mumbai - 400 093

Tel: +91 22 66833000 ( 5 Lines) Fax: +91 22 67032099.

Bangalore, Chennai, Noida, Gurgaon, Hyderabad, Kolkata, Ahmedabad, Mumbai & Pune.

**For more information, please contact:**