

RICOH EZ Charger Suite

MAIN SPECIFICATIONS

PC SERVER

CPU	(Minimum) 3.0GHz dual core 64bit (Recommended) Intel Xeon quad core or more core CPU
Memory	(Minimum) 8GB (Recommended) 32GB or more
Free Space	(Minimum) 50GB (Recommended) 1TB or more
OS	Windows Server 2016 64bit Windows 10 Pro or Enterprise Edition 64bit Window Server 2012 64bit Windows Server 2012 R2 64bit Windows Server 2008 64bit Windows Server 2008 R2 64bit
JRE	V1.8 and above (Packaged with Release software)
Web Server	Tomcat v8.x

PC CLIENT

Browser	IE 11; Chrome55 or later; Edge38 or later
---------	---

MAC CLIENT

Mac OS	V10.7.3 and above
JRE	V8.0 and above

For more information, please contact your local sales representative.

MINOSHA

URL: <https://www.minosha.in>

MINOSHA INDIA LIMITED (Formerly Ricoh India Limited)

CORPORATE OFFICE: 7th & 11th Floor, Tower 'B', Windsor IT Park, A-1, Sector 125, Expressway, Gautam Budh Nagar, Noida, Uttar Pradesh - 201301
Tel: (0120) 4582900, Service toll free number : 1800 103 0066 & 1800 116 600, Email: ril.info@minosha.in
REGISTERED OFFICE: Unit No. 1132, 3rd Floor, Building No. 11, Solitaire Corporate Park, Andheri Ghatkopar Link Road, Chakala, Andheri East, Mumbai - 400 093
Tel: +91 22 66833000 (5 Lines) Fax: +91 22 67032099.
Bangalore, Chennai, Noida, Gurgaon, Hyderabad, Kolkata, Ahmedabad, Mumbai & Pune.

For more information, please contact:

RICOH
imagine. change.



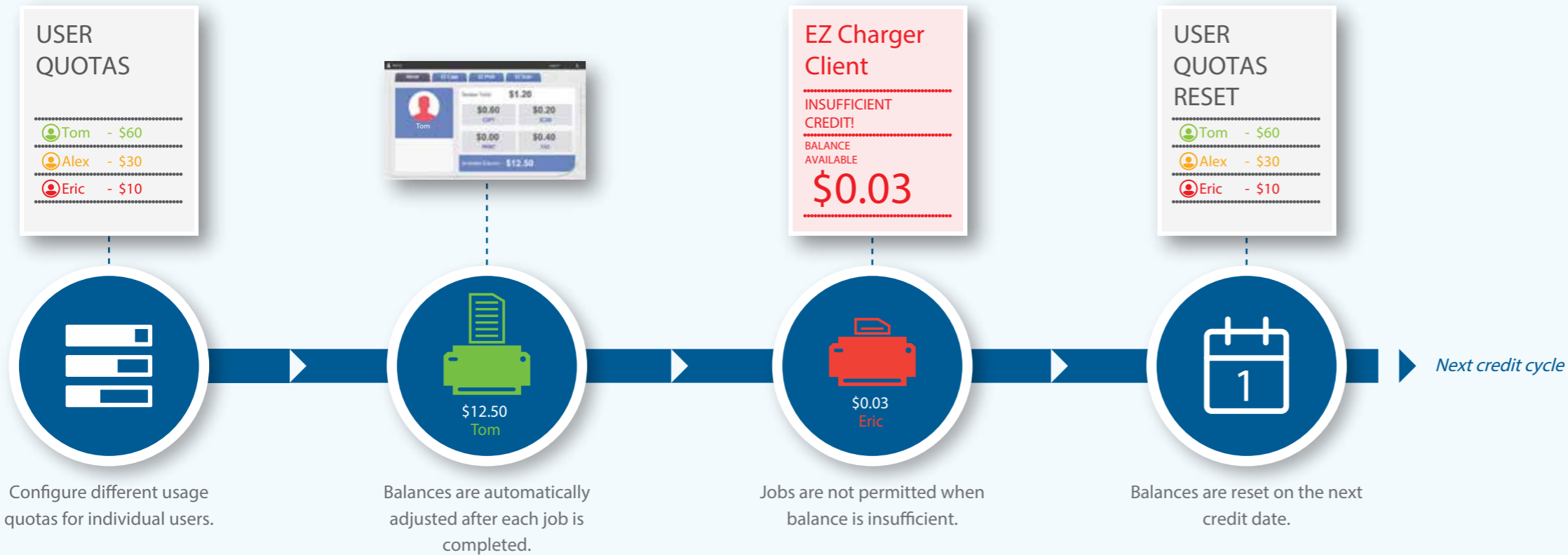
RICOH EZ Charger Suite

Your accounting solution to efficient print budgeting.

- ✓ Reduce wastage
- ✓ Cost control
- ✓ Eliminates disputes
- ✓ Accurate reports
- ✓ Unobtrusive training

What is EZ Charger Suite?

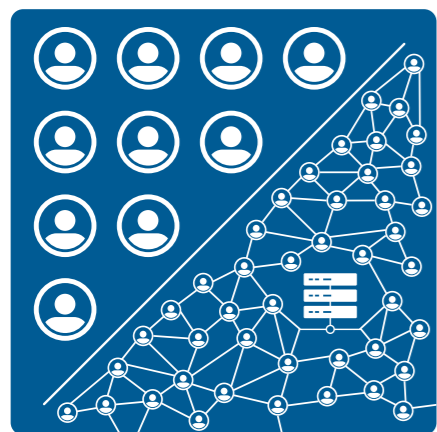
Ricoh helps you rein in cost of printing with its effective print budgeting system.



1 Scalable solution to match your needs



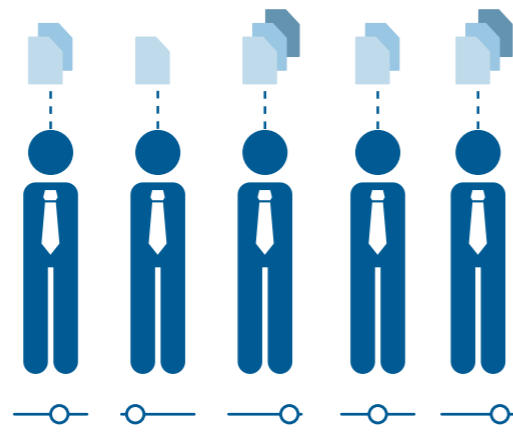
Manage multiple MFPs at the same time, regardless of whether there is a server infrastructure in the office, thus lightening the workload of IT support staffs.



2 Easy to Manage



Manage operational cost by simply specifying a quota for each MFP or user, and also, generate detailed reports for chargeback purposes, all these through web browser based administration.



3 Intuitive and easy to use



Clear display of printing options and budget summaries. A quick touch to initiate print, copy or scan. Send print/scan to mobile devices too.



4 Security



Increase the security of print environment through a simple, fast and secure 'swipe-and-go' card authentication, mobile authentication (handshake), pattern lock, or manual.




Benefits



Reduce wastage

Ability to control user usage (through quota settings) ensures there is accountability. Users have the ability to select or delete print jobs on the device itself.



Cost control

Gives administrators options, such as creating a running tab for monitoring or charge-back purposes, or for implementing a quota system to limit MFP resources.



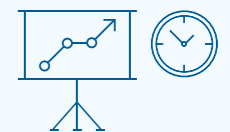
Eliminates disputes

Disputes over document reproduction expenses can be resolved with detailed cost tracking, preventing any miscommunication.



Accurate reports

Replaces the need for manually tracking document production costs, and reflect the true cost of printing.



Unobtrusive training

Minimal training required allows for workflow to be unaffected even after system is in place.